FIRST ANGLE PROJECTION (ALL DIMENSIONS IN MILLIMETRES)

DRAWING NO. 2-80-655-16003

05-228/C

CAUTION THE INFORMATION ON THIS DOCUMENT IS THE PROPERTY OF BHARAT HEAVY ELECTRICALS LTD. IT MUST NOT BE USED DIRECTLY OR INDIRECTLY IN ANY WAY DETRIMENTAL TO THE INTEREST OF THE COMPANY.

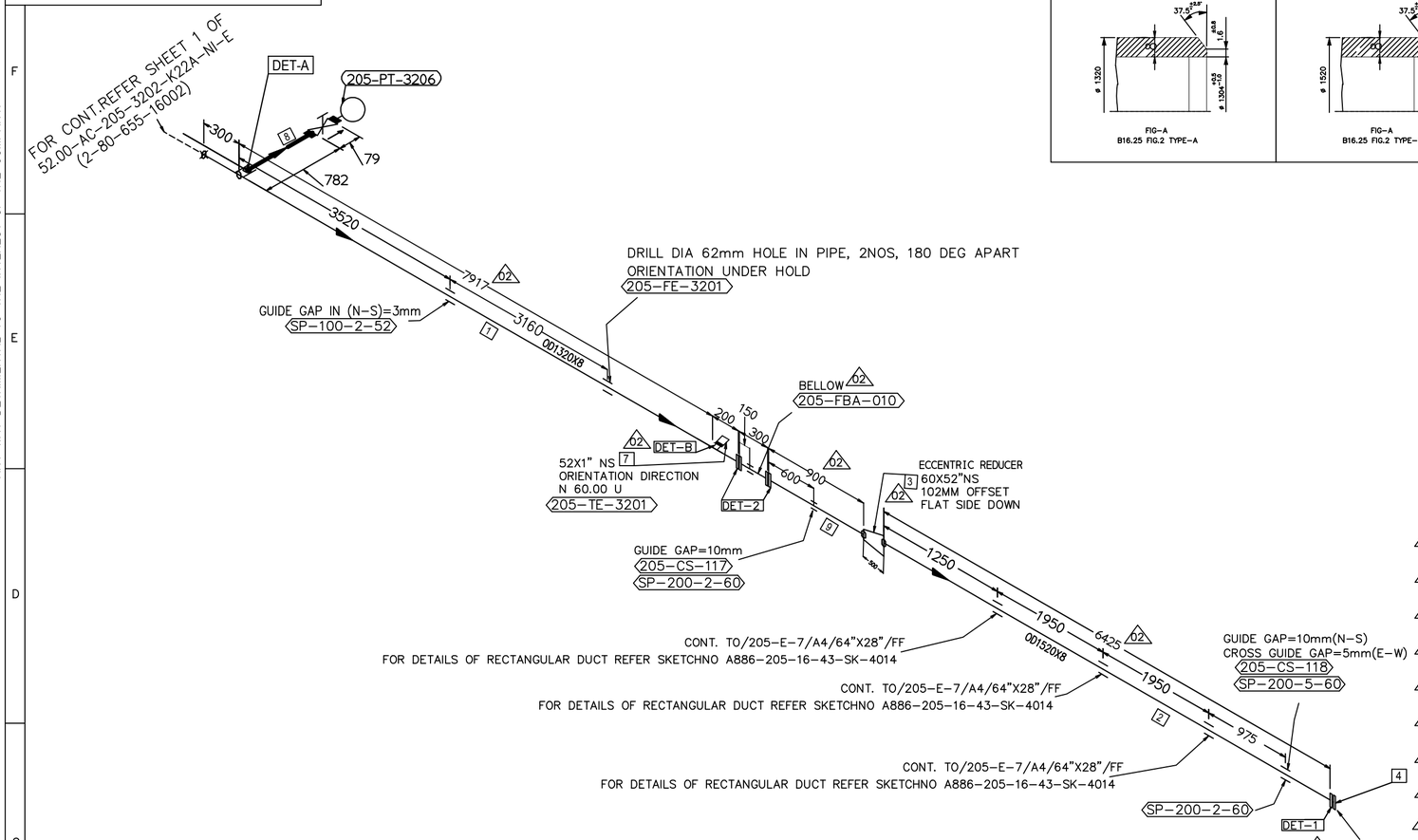

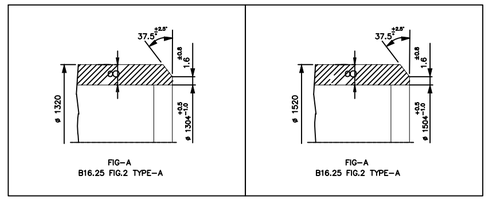

NOTES: ALL DIMENSIONS ARE IN MILLIMETRES

1. DESIGN PRESSURE – 0.2 KG/CM2 (G) DESIGN TEMPERATURE: 80°C
2. FOR STANDARD NOTES OF PRODUCTION AND ERECTION OF PIPES AND TOLERANCE ON FITTINGS REFER DRG NO. 4-80-001-37654 & 4-80-301-26192
3. FOLLOW APPLICABLE QP AND PAINTING SCHEDULE FOR THE PROJECT
4. ALL UNMARKED BENDS/ELBOWS ARE 90 DEG
5. PIPE ENDS SHALL BE BEVELLED AS PER B16.25 FIG.2 TYPE-A
6. GASKET IS SUPPLIED VIDE 7419-80-733 PGMA.
7. FOR ELECTRODE DATA REFER

PIPE SIZE	MATERIAL SPEC	EP FIG	WELD SPEC	ELECTRODE DATA	
				ROOT RUN	FILLER RUN
OD1320x8	ASTM A516 GR.70	FIGURE-A	8 V	ER70S-2/E6010/ E6013	ER70S-2/E7016/ E7018
OD1520x8	ASTM A516 GR.70	FIGURE-A	8 V	ER70S-2/E6010/ E6013	ER70S-2/E7016/ E7018

8. THREADS SHALL BE UNIFIED (UNC FOR UP TO 1" DIA) AS PER ASME B1.1 WITH CLASS 2A FIT FOR STUDS AND CLASS 2B FIT FOR NUTS.
9. 01 ø INDICATES WELD AT SHOP.
10. 01 ⊠ INDICATES WELD AT SITE.

ITEM CODE	ITEM NO.	DESCRIPTION	DRAWING NO.	ITEM NO. / VAR	MATERIAL CODE / MATERIAL SPEC.	A / C	UNIT WT. / QTY.
GKFDSC2Z038ZZZZZZ (02)	17	GASKET B16.2 SPIRAL WOUND	2-80-655-16003		--- / ---		--|-- / 02
---- (02)	16	NUT 5/8" UNC	2-80-655-16003		--- / A194 GR.2H		0|033 / 176
---- (02)	15	STUD 5/8" L=113	2-80-655-16003		--- / A193 GR.B7		0|224 / 88
FNFK521Z038ZZZZZZ (02)	14	FLANGE.SO CL.150 FF/125AARH 52"	2-80-655-16008	11	--- / ASTM A 516 GR.70		48|643 / 02
GKFDSC2Z042ZZZZZZ (02)	13	GASKET B16.2 SPIRAL WOUND	2-80-655-16003		--- / ---		--|-- / 01
---- (02)	12	NUT 5/8" UNC	2-80-655-16003		--- / A194 GR.2H		0|033 / 96
---- (02)	11	STUD 5/8" L=113	2-80-655-16003		--- / A193 GR.B7		0|224 / 48
FNFK521Z042ZZZZZZ (02)	10	FLANGE.SO CL.150 FF/125AARH 60"	2-80-655-16008	13	--- / ASTM A 516 GR.70		55|712 / 01
PI8Y713Z03863ZZZZ (02)	09	P.F PIPE OD1320X8 L=900 (02)	3-80-655-35556	08	--- / ASTM A 516 GR.70	C	232|975 / 01
PI21977ZL0410ZZZZ	08	PIPE OD21.3X3.73 L=1000	2-80-655-16003		--- / SA 106 GR.B	C	1|620 / 01
WH029ZZL06ZZZZZZ (02)	07	PLUG B16.11 SCRM 3000# 1"	2-80-655-16003		--- / SA 105	C	0|430 / 01
----	06	SW STUB NB25 CL:6000	2-80-655-16003		--- / SA 105	C	0|570 / 01
WK602D3Z004ZZZZZZ	05	SW STUB NB15 CL:6000	2-80-655-16003		--- / SA 105	C	0|210 / 01
FBFK521Z042ZZZZZZ	04	BLIND FLANGE CL.150 FF/125AARH 60"	2-80-655-16009	13	--- / ASTM A 516 GR.70	C	146|947 / 01
WVMBZ4ZZ042633863	03	P.F ECC.REDUCER OD1320X8/OD1520X8 (02)	4-80-655-83161		--- / ASTM A 516 GR.70	C	147|924 / 01
PI8Y713Z04263ZZZZ	02	P.F PIPE OD1520X8 L=6425 (02)	3-80-655-35536	06	--- / ASTM A 516 GR.70	C	1916|578 / 01
PI8Y713Z03863ZZZZ	01	P.F PIPE OD1320X8 L=8417 (02)	3-80-655-35556	07	--- / ASTM A 516 GR.70	C	2178|838 / 01

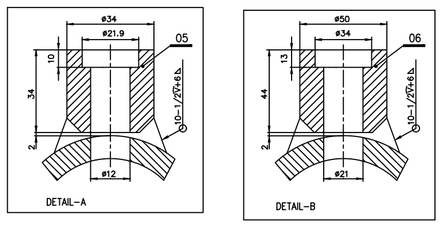

DETAIL 1 (02)

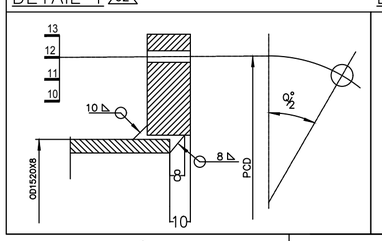

DETAIL 2 (02)

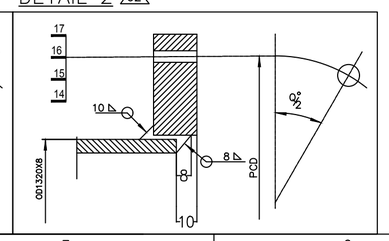

REV	DATE	ALTERED / APPROVED	REV	DATE	ALTERED / APPROVED
02	03.06.19	ALTERED PAVANKUMAR / APPROVED SESHAGIRI	01	29.04.19	ALTERED M.P.K / APPROVED TRINADH
ZONE	DRAWING REVISED AS PER LATEST EIL DRAWING. REVISION MARKED AS (02)		ZONE	DRAWING REVISED AS PER MAIL FROM EIL DT: 24.04.19 REVISION MARKED AS (01)	

N

CUSTOMER: INDIAN OIL CORPORATION LIMITED (HALDIA)

CONSULTANT: ENGINEERS INDIA LIMITED (EIL) NEW DELHI

NAME OF PROJECT: BS-VI, HALDIA

BHEL CUSTOMER NO: 7419

BHARAT HEAVY ELECTRICALS LTD., PIPING CENTRE, CHENNAI 600 017

	NAME	SIGN	DATE
DRN	PAVANKUMAR	-sd-	11.03.19
CHD	SESHAGIRI	-sd-	11.03.19
APPD	C.SARAVANAN	-sd-	11.03.19

NO OF ITEMS

DEPT. | CODE | GRADE OF UN TOL. DIM C/M/F | SCALE | WEIGHT (Kg). | REF TO ASSY / OLD DRG | ITEM No.

TITLE: EIL DRAWING NO: 52.00-AC-205-3202-K22A-NI-E SH 2 of 2

CARD CODE: U 01

DRAWING No. 2-80-655-16003

REV 02

SIZE A2

V: A2